

Renewing Your Parking Placard Online



Disabled Parking Placard Online Renewal Guide

CONTENTS

| | |
|---|-----------|
| WELCOME | 3 |
| ONLINE RENEWAL USING RENEWAL NOTICE QR CODE | 4 |
| Scan the QR Code on Your Renewal Notice | 4 |
| FOR INDIVIDUALS: Confirm Renewal Data | 5 |
| FOR BUSINESS ENTITIES: Confirm Renewal Data | 6 |
| Confirm and E-Sign | 7 |
| Final Signature and Confirmation | 8 |
| ONLINE RENEWAL USING RENEWAL NOTICE DATA..... | 9 |
| Begin on the DMV Website..... | 9 |
| Let DMV Know You Have Your Renewal Notice | 10 |
| FOR INDIVIDUALS: Enter Info from Your Renewal Notice | 11 |
| FOR BUSINESS ENTITIES : Enter Info from Your Renewal Notice | 12 |
| Confirm and E-Sign | 13 |
| Final Signature and Confirmation | 14 |
| RENEWING ONLINE WITHOUT A RENEWAL NOTICE | 15 |
| Begin on the DMV Website | 15 |
| Let DMV Know You Don't Have Your Renewal Notice..... | 16 |
| FOR INDIVIDUALS: Enter Info from Your Renewal Notice | 17 |
| FOR BUSINESS ENTITIES: Enter Info from Your Renewal Notice | 18 |
| Confirm and E-Sign | 19 |
| Final Signature and Confirmation | 20 |


WELCOME

This Quick Start Guide will help existing holders of Disabled Person Parking Placards to conveniently renew their placards online without technical error.

ONLINE RENEWAL USING RENEWAL NOTICE QR CODE

If you have your renewal notice with QR code, and you have a smart phone, refer to the instructions below.

Scan the QR Code on Your Renewal Notice

| | | |
|---|-----------------|------------|
|  | AMOUNT DUE | RESPOND BY |
| | NO FEE REQUIRED | 4/30/2023 |

RENEW NOW

Scan the QR code for FAST and EASY renewal online
Or visit dmv.ca.gov/dpp

- Your Renewal Identification Number is **09T1UA**
- Your new placard should arrive before June 30, 2023.



Protect your placard privileges

- Never allow your placard to be used by others
- Placard abuse can result in your placard being revoked
- If a placard holder passes away, the placard must be returned to the DMV within 60 days.
It can be dropped off at a DMV office or mailed to:

Department of Motor Vehicles
P.O. Box 942869
Sacramento, CA 94269-0001

1. To begin, **scan the QR Code** on your Renewal Notice using your smartphone camera. DMV retrieves your renewal information and displays the next page.

FOR INDIVIDUALS: Confirm Renewal Data

Renewal Form

Disabled Person Placard Renewal

Please fill out the form to verify your information and continue with your application

Do you have your Renewal Notice?

Yes

Renewal Identification Number *

Renewal Identification Number



Please enter the full name as it appears in the sample image above.

Full Name *

Full Name

☐ Please check this box if you are applying as an organization

Date Of Birth *

mm/dd/yyyy

This field is required

Verify My Information

Success! We were able to locate a matching record.

3

Continue

1. Enter your **Date of Birth** or select it from the popup calendar.
2. Click **Verify My Information**.
3. Click **Continue**.

NOTE: Mandatory fields are indicated with a **red asterisk***.

FOR BUSINESS ENTITIES: Confirm Renewal Data

Renewal Form

Disabled Person Placard Renewal

Please fill out the form to verify your information and continue with your application.

Do you have your Renewal Notice?

Yes

Renewal Identification Number *

Renewal Identification Number



Please enter the full name as it appears in the sample image above.

Full Name *

Full Name

1

☒ Please check this box if you are applying as an organization

Placard Number *

Placard Number

3

Verify My Information

Success! We were able to locate a matching record.

4

Continue

1. Check the box if you are applying as an organization.
2. Enter **Placard Number**.
3. Click **Verify My Information**.
4. Click **Continue**.

NOTE: Mandatory fields are indicated with a red asterisk*.

Confirm and E-Sign

Renewal Form Review Submission

Please review the following before submission

You are submitting a Disabled Person Placard Online Renewal Confirmation with the following details

Name: Mickey Mouse

Date Of Birth: 05/09/1902

Current Placard Number: H458300

Mailing Address: 123 WOND...

☒ I have a new address and would like the placard to be shipped to the new address

NEW Mailing Address *

Please enter your new mailing address here

☐ I would like to receive a digital copy of my Disabled Person Placard Online Renewal Confirmation

☐ I'm not a robot

reCAPTCHA
Privacy - Terms

Select "Submit" to provide your signature on the next page. After you sign, select the "Sign Agreement" button at the top of the page.

Back Submit

Disabled Person Placard Online Renewal Confirmation.pdf

When a placard holder passes away, the placard must be returned to DMV within 45 days. It can be dropped off at a DMV office or mailed to:
Department of Motor Vehicles
PO Box 911422
Sacramento, CA 95891-7422

I certify (or declare) under penalty of perjury under the laws of the State of California that the placard holder is eligible for a California Disabled Person Placard.

Name: John Doe
Date/Time certified: [E-signer's date/time]

E-Signature: [Signature] *

Note: Keep this copy for your records. Do not mail to DMV.
Go to dmv.ca.gov for all available online services.

0 of 1 signatures were signed

Other Actions Sign Agreement

Your electronic signature

T Type Draw Upload

a)

Clear

Click to Sign

1. **Review** your renewal information.
2. *Optional:* **Check box** if you have a new address and would like the placard to be shipped to the new address.
3. Enter **New Mailing Address**.
4. *Optional:* **Check box** to receive an email with a copy of your completed renewal. **Provide your email address**.
5. Click **"I'm not a robot"**.
6. Click **Submit**.
7. Click **Signature** on the popup copy of your renewal notice.
8. **Type, draw or upload your signature** in the box.
9. Click **Click to Sign**.

NOTE: Mandatory fields are indicated with a **red asterisk***.

Final Signature and Confirmation

When a placard holder passes away, the placard **must** be returned to DMV within 60 days. It can be dropped off at a DMV office or mailed to:
Department of Motor Vehicles
PO Box 997602
Sacramento, CA 95889-7602

I certify (or declare) under penalty of perjury under the laws of the State of California that the placard holder is still eligible for a California Disabled Person Placard.

Name: John Doe
Date/time certified: {{[_signer1::datetime]}}

E-Signature:
X _____

Note: Keep this copy for your records. Do **not** mail to DMV.
Go to dmv.ca.gov for all available online services.

1 of 1 signatures were signed

1

Thank you for your confirmation. We have recorded your information, and your renewal is being processed. Your transaction ID is:
TEST-DMV-DPP:000100

What Happens Now?

DMV will process your renewal in the order they were received. You will receive your new placard in the mail.
Thank you for your patience.

2


1. Click **Sign Agreement** at top right of screen.
2. DMV displays a confirmation of your renewal request.


You're done!

ONLINE RENEWAL USING RENEWAL NOTICE DATA

If you have your renewal notice, and do not want to – or cannot – scan the renewal QR code with your smart phone, refer to the online renewal instructions below.

Begin on the DMV Website

1  <https://www.dmv.ca.gov/dpp>

3  **PERMANENT DISABLED PERSON PLACARD RENEWAL**

You can renew your Disabled Person Placard online.


Start Renewal

NOTE: Use Safari, Firefox, or Edge web browsers for the best user experience.

Before you begin:

- 1 If you have moved, update your address by completing and mailing a [Change of Address \(PDF\)](#) form at least four weeks **before** providing a signature certification for the placard renewal.
- 2 Have your renewal notice ready. You can scan the QR code on the notice or use [the online application](#) to submit your signature certification and renew. Alternatively, you can sign and mail your renewal to DMV using the provided return envelope.
- 3 If you do not have your renewal notice, you may still complete the renewal online using your placard number.

NOTE: Once DMV receives your signed certification, your new placard will be mailed to you, beginning in February 2023. The new placards will expire in June 2025. A new placard will **not** be issued until DMV receives your signed certification.

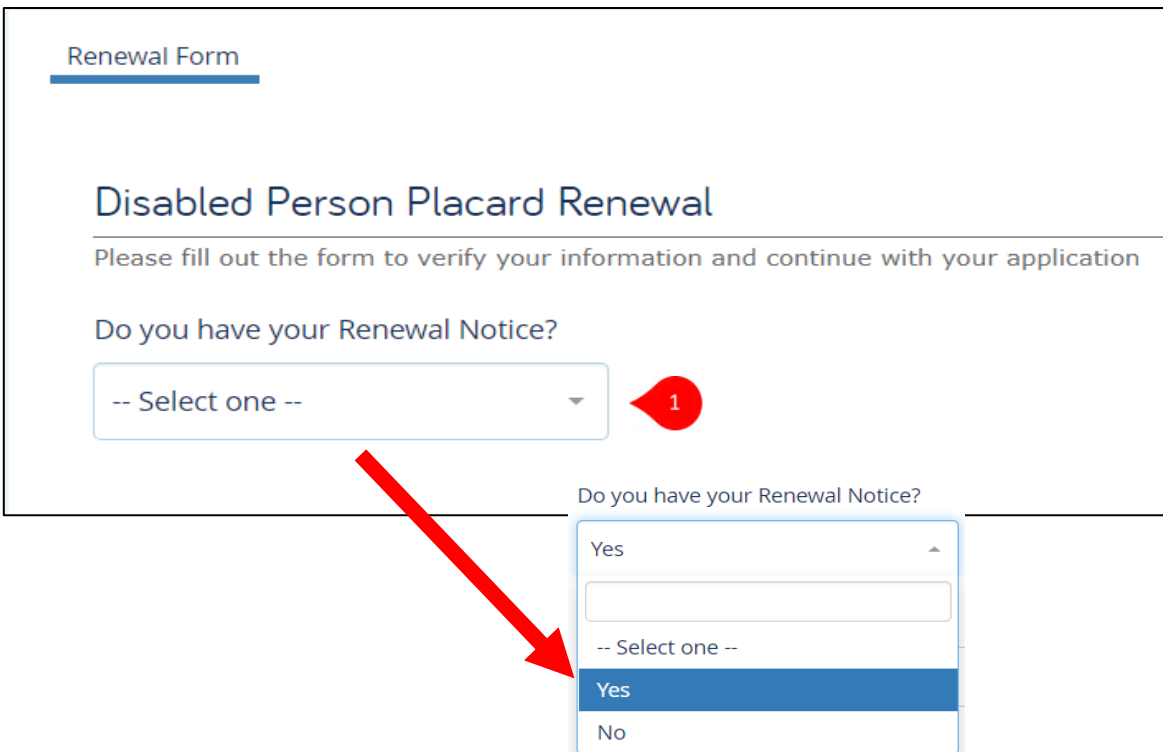
2  **Frequently Asked Questions**

| | |
|---|---|
| What is changing for permanent disabled person parking placard holders? | + |
| Why is this change happening? | + |
| How many people will receive a renewal notice for their permanent placard? | + |
| How will I be notified if I need to renew? | + |
| What if I have had my disabled person parking placard for fewer than six years? | + |
| What if I have Disabled Person License Plates or a temporary parking placard? Does this change apply to me? | + |
| What is the easiest way to renew a permanent placard? | + |
| Can I go to a DMV office to renew? | + |
| What happens if I do not provide a signature to DMV? | + |
| How soon do I need to renew? | + |
| When will I receive my new placard? | + |
| What if I am no longer at the address where I received my last parking placard? | + |

1. To begin, type dmv.ca.gov/dpp into your web browser.
2. *Optional:* Read Frequently Asked Questions.
3. Click **Start Renewal**. The Parking Placard Renewal experience will open in a new tab so you can easily refer to this Quick Start Guide.

NOTE: Mandatory fields are indicated with a red asterisk*.

Let DMV Know You Have Your Renewal Notice



The screenshot shows a web form titled "Renewal Form" with a sub-header "Disabled Person Placard Renewal". Below the sub-header is the instruction "Please fill out the form to verify your information and continue with your application". The question "Do you have your Renewal Notice?" is followed by a dropdown menu. A red circle with the number "1" is next to the dropdown. A red arrow points from the dropdown to a larger, detailed view of the dropdown menu. In this detailed view, the "Yes" option is highlighted in blue, and the "No" option is visible below it.

1. Select **Yes** to answer the question “Do you have your Renewal Notice?” You must have your DMV Disabled Person Placard Renewal Notice to continue.

FOR INDIVIDUALS: Enter Info from Your Renewal Notice

[illegible]

1. Enter your **Renewal Identification Number**. Renewal Identification Number can be found on your Renewal Notice.
2. Enter your **Full Name** (First and Last) as it appears on your Renewal Notice.
3. Enter your **Date of Birth** or select it from the popup calendar.
4. Click **Verify My Information**.
5. Click **Continue**.

NOTE: Mandatory fields are indicated with a red asterisk*.

FOR BUSINESS ENTITIES : Enter Info from Your Renewal Notice

The screenshot shows the 'Renewal Form' for a Disabled Person Placard. It includes a title, instructions, a dropdown for 'Do you have your Renewal Notice?', a text field for 'Renewal Identification Number', a QR code, a 'Verify My Information' button, and a 'Full Name' field. Red callouts 1 through 5 point to specific fields and buttons. A blue callout box explains that the Renewal Identification Number is found on the Renewal Notice. Another blue callout box explains that the Full Name is found on the Renewal Notice. A green message at the bottom states 'Success! We were able to locate a matching record.'

Renewal Form

Disabled Person Placard Renewal

Please fill out the form to verify your information and continue with your application

Do you have your Renewal Notice?

Yes

Renewal Identification Number *

Renewal Identification Number

1

You **MUST RESPOND** to this Renewal Notice to receive your NEW Permanent Disabled Person Parking Placard

AMOUNT DUE: NO FEE REQUIRED RESPONSE BY: 4/30/2023

RENEW NOW

Scan the QR code for FAST and EASY renewal
Or visit dmv.ca.gov/dsp

Your Renewal Identification Number is 0897054
Your New Permanent Disabled Person Placard is 0897054

Protect your placard privileges

- Never allow your placard to be used by others.
- Placard should not result in your placard being revoked.
- If a placard holder passes away, the placard must be returned to the DMV within 60 days. It can be dropped off at a DMV office or mailed to:

Department of Motor Vehicles
P.O. Box 342889
Sacramento, CA 95829-0289

If you choose to renew your placard by mail, the placard owner is required to respond on this renewal notice. POSTAGE IS REQUIRED. If your address has changed, check the Change of Address box on the return slip and print your current address on the back.

If you must mail, check and mail the bottom portion of this form - DO NOT staple, tape or fold

Placard Number: 0897054

2

Full Name *

Full Name

3

Date Of Birth *

mm/dd/yyyy

4

Verify My Information

5

Continue

Success! We were able to locate a matching record.

Full Name is located here on your Renewal Notice.

Renewal Identification Number is located here on your Renewal Notice.

1. Enter your **Renewal Identification Number**. Renewal Identification Number can be found on your Renewal Notice.
2. Enter your **Full Name** (First and Last) as it appears on your Renewal Notice.
3. Enter your **Date of Birth** or select it from the popup calendar.
4. Click **Verify My Information**.
5. Click **Continue**.

NOTE: Mandatory fields are indicated with a **red asterisk***.

Confirm and E-Sign

Renewal Form Review Submission

Please review the following before submission

You are submitting a Disabled Person Placard Online Renewal Confirmation with the following details

Name: Mickey Mouse

Date Of Birth: 05/09/1902

Current Placard Number: H458300

Mailing Address: 123 WOND...

☒ I have a new address and would like the placard to be shipped to the new address

NEW Mailing Address *

Please enter your new mailing address here

☐ I would like to receive a digital copy of my Disabled Person Placard Online Renewal Confirmation

☐ I'm not a robot

reCAPTCHA
Privacy • Terms

Select "Submit" to provide your signature on the next page. After you sign, select the "Sign Agreement" button at the top of the page.

Back Submit

Disabled Person Placard Online Renewal Confirmation.pdf

When a placard holder passes away, the placard must be returned to DMV within 45 days. If not, it can be disposed of at a DMV office or mailed to:
Department of Motor Vehicles
PO Box 971022
Sacramento, CA 95897-1022

I certify (or declare) under penalty of perjury under the laws of the State of California that the placard holder is eligible for a California Disabled Person Placard.

Name: John Doe
Date/time created: E_sign1:04/04/2021

E-Signature: _____

Signature *

Note: Keep this copy for your records. Do not mail to DMV.
Go to dmv.ca.gov for all available online services.

0 of 1 signatures were signed

Sign Agreement

Your electronic signature

Type Draw Upload

aj

Clear

Click to Sign

1. **Review** your renewal information.
2. *Optional:* **Check box** if you have a new address and would like the placard to be shipped to the new address.
3. Enter **New Mailing Address**.
4. *Optional:* **Check box** to receive an email with a copy of your completed renewal. **Provide your email address**.
5. Click **"I'm not a robot"**.
6. Click **Submit**.
7. Click **Signature** on the popup copy of your renewal notice.
8. **Type, draw or upload your signature** in the box.
9. Click **Click to Sign**.

NOTE: Mandatory fields are indicated with a **red asterisk***.

Final Signature and Confirmation

When a placard holder passes away, the placard **must** be returned to DMV within 60 days. It can be dropped off at a DMV office or mailed to:
Department of Motor Vehicles
PO Box 997602
Sacramento, CA 95889-7602

I certify (or declare) under penalty of perjury under the laws of the State of California that the placard holder is still eligible for a California Disabled Person Placard.

Name: John Doe
Date/time certified: {{[_signer1::datetime]}}

E-Signature:
X _____

Note: Keep this copy for your records. Do **not** mail to DMV.
Go to dmv.ca.gov for all available online services.

1 of 1 signatures were signed

1

2

Thank you for your confirmation. We have recorded your information, and your renewal is being processed. Your transaction ID is:
TEST-DMV-DPP:000100

What Happens Now?

DMV will process your renewal in the order they were received. You will receive your new placard in the mail.
Thank you for your patience.

1. Click **Sign Agreement** at top right of screen.
2. DMV displays a confirmation of your renewal request.

You're done!

RENEWING ONLINE WITHOUT A RENEWAL NOTICE

If you do not have a renewal notice, , refer to the online renewal instructions below.

Begin on the DMV Website .

1 <https://www.dmv.ca.gov/dpp>

3

2

PERMANENT DISABLED PERSON PLACARD RENEWAL

You can renew your Disabled Person Placard online.

[Start Renewal](#)

NOTE: Use Safari, Firefox, or Edge web browsers for the best user experience.

Before you begin:

- 1 If you have moved, update your address by completing and mailing a [Change of Address \(PDF\)](#) form at least four weeks **before** providing a signature certification for the placard renewal.
- 2 Have your renewal notice ready. You can scan the QR code on the notice or use [the online application](#) to submit your signature certification and renew. Alternatively, you can sign and mail your renewal to DMV using the provided return envelope.
- 3 If you do not have your renewal notice, you may still complete the renewal online using your placard number.

NOTE: Once DMV receives your signed certification, your new placard will be mailed to you, beginning in February 2023. The new placards will expire in June 2025. A new placard will **not** be issued until DMV receives your signed certification.

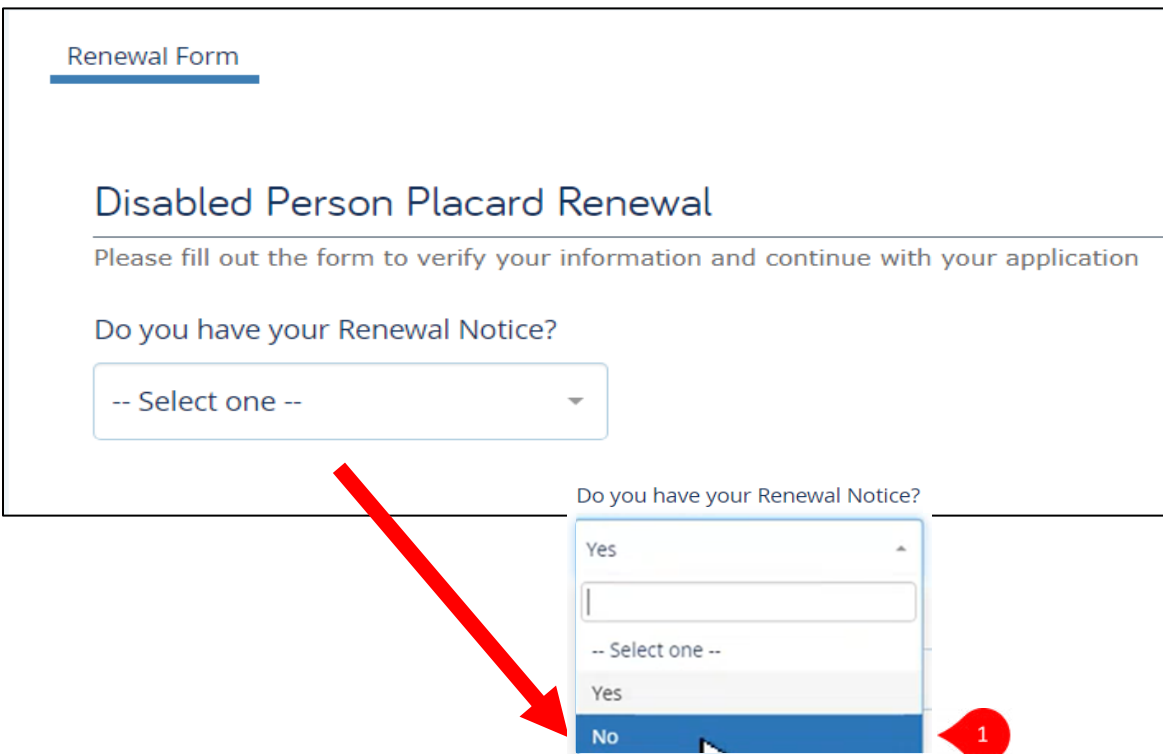
Frequently Asked Questions

- What is changing for permanent disabled person parking placard holders? [+](#)
- Why is this change happening? [+](#)
- How many people will receive a renewal notice for their permanent placard? [+](#)
- How will I be notified if I need to renew? [+](#)
- What if I have had my disabled person parking placard for fewer than six years? [+](#)
- What if I have Disabled Person License Plates or a temporary parking placard? Does this change apply to me? [+](#)
- What is the easiest way to renew a permanent placard? [+](#)
- Can I go to a DMV office to renew? [+](#)
- What happens if I do not provide a signature to DMV? [+](#)
- How soon do I need to renew? [+](#)
- When will I receive my new placard? [+](#)
- What if I am no longer at the address where I received my last parking placard? [+](#)

1. To begin, type dmv.ca.gov/dpp into your web browser.
2. *Optional:* Read Frequently Asked Questions.
3. Click **Start Renewal**. The Parking Placard Renewal experience will open in a new tab so you can easily refer to this Quick Start Guide.

NOTE: Mandatory fields are indicated with a red asterisk*.

Let DMV Know You Don't Have Your Renewal Notice



The screenshot shows the 'Renewal Form' for a 'Disabled Person Placard Renewal'. The title 'Renewal Form' is underlined. Below it, the main heading is 'Disabled Person Placard Renewal'. A sub-heading says 'Please fill out the form to verify your information and continue with your application'. The question 'Do you have your Renewal Notice?' is followed by a dropdown menu. A red arrow points from the dropdown menu to a larger, detailed view of the dropdown options. This detailed view shows the question 'Do you have your Renewal Notice?' with a 'Yes' option at the top, a text input field, another '-- Select one --' option, and 'Yes' and 'No' options at the bottom. The 'No' option is highlighted in blue. A red circle with the number '1' is next to the 'No' option.

1. Select **No** to answer the question “Do you have your Renewal Notice?”. You will need to enter your placard information to complete your renewal. You can use information from your Disabled Person Placard ID Card.

FOR INDIVIDUALS: Enter Info from Your Renewal Notice

Renewal Form

Disabled Person Placard Renewal

Please fill out the form to verify your information and continue with your application

Do you have your Renewal Notice?


No

Placard Number *

Placard Number is located here on your ID Card.

1

Placard Number



Full Name is located here on your ID Card.

Please enter the full name as it appears in the sample image above.

Full Name *

2

Full Name

☐ Please check this box if you are applying as an organization

Date Of Birth *

3

mm/dd/yyyy

This field is required

4

Verify My Information

Success! We were able to locate a matching record.

Continue

5

1. Enter your permanent **Placard Number**.
2. Enter your **Full Name** (First and Last) as it appears on your Disabled Person Placard ID Card.
3. Enter your **Date of Birth** or select it from the popup calendar.
4. Click **Verify My Information**.
5. Click **Continue**.

NOTE: Mandatory fields are indicated with a **red asterisk***.

FOR BUSINESS ENTITIES: Enter Info from Your Renewal Notice

Renewal Form

Disabled Person Placard Renewal

Please fill out the form to verify your information and continue with your application


Do you have your Renewal Notice?

No

Placard Number *

Placard Number is located here on your ID Card.

1 Placard Number



Full Name is located here on your ID Card.

Please enter the full name as it appears in the sample image above.

Full Name *

2 Full Name

3 ☐ Please check this box if you are applying as an organization

Date Of Birth *

mm/dd/yyyy

This field is required

4 Verify My Information

Success! We were able to locate a matching record.

Continue

5

1. Enter your permanent **Placard Number**.
2. Enter your **Full Name** as it appears on your Disabled Person Placard ID Card.
3. **Check the box** if you are applying as an organization or business entity.
4. Click **Verify My Information**.
5. Click **Continue**.

NOTE: Mandatory fields are indicated with a **red asterisk***.

Confirm and E-Sign

The screenshot shows the 'Review Submission' tab of the renewal form. It contains a summary of the user's information, checkboxes for address changes and digital copies, a CAPTCHA, and 'Back' and 'Submit' buttons. Below this, a PDF preview of the renewal notice is shown with a 'Sign' button. To the right, a separate window titled 'Your electronic signature' allows the user to type, draw, or upload a signature, followed by a 'Click to Sign' button. Red numbered callouts (1-9) highlight specific fields and actions throughout the process.

Renewal Form Review Submission

Please review the following before submission

You are submitting a Disabled Person Placard Online Renewal Confirmation with the following details

Name: Mickey Mouse

Date Of Birth: 05/09/1902

Current Placard Number: H458300

Mailing Address: 123 WOND...

☒ I have a new address and would like the placard to be shipped to the new address

NEW Mailing Address *

Please enter your new mailing address here

☐ I would like to receive a digital copy of my Disabled Person Placard Online Renewal Confirmation

☐ I'm not a robot

reCAPTCHA

Select "Submit" to provide your signature on the next page. After you sign, select the "Sign Agreement" button at the top of the page.

Back Submit

Disabled Person Placard Online Renewal Confirmation.pdf

When a placard holder passes away, the placard must be returned to DMV within 45 days. If not, it can be disposed of at a DMV office or mailed to:
Department of Motor Vehicles
PO Box 971222
Sacramento, CA 95897-1222

I certify (or declare) under penalty of perjury under the laws of the State of California that the placard holder is eligible for a California Disabled Person Placard.

Name: John Doe
Decline contact (E-sign only): [redacted]

E-Signature: [redacted]

Signature *

Note: Keep this copy for your records. Do not mail to DMV.
Go to dmv.ca.gov for all available online services.

0 of 1 signatures were signed

Sign Agreement

Your electronic signature

Type Draw Upload

aj

Clear

Click to Sign

1. **Review** your renewal information.
2. *Optional:* **Check box** if you have a new address and would like the placard to be shipped to the new address.
3. Enter **New Mailing Address**.
4. *Optional:* **Check box** to receive an email with a copy of your completed renewal. **Provide your email address**.
5. Click **"I'm not a robot"**.
6. Click **Submit**.
7. Click **Signature** on the popup copy of your renewal notice.
8. **Type, draw or upload your signature** in the box.
9. Click **Click to Sign**.

NOTE: Mandatory fields are indicated with a **red asterisk***.

Final Signature and Confirmation

When a placard holder passes away, the placard **must** be returned to DMV within 60 days. It can be dropped off at a DMV office or mailed to:
Department of Motor Vehicles
PO Box 997602
Sacramento, CA 95889-7602

I certify (or declare) under penalty of perjury under the laws of the State of California that the placard holder is still eligible for a California Disabled Person Placard.

Name: John Doe
Date/time certified: {{[_signer1::datetime]}}

E-Signature:
X _____

Note: Keep this copy for your records. Do **not** mail to DMV.
Go to dmv.ca.gov for all available online services.

1 of 1 signatures were signed

1

Thank you for your confirmation. We have recorded your information, and your renewal is being processed. Your transaction ID is:
TEST-DMV-DPP:000100

What Happens Now?

DMV will process your renewal in the order they were received. You will receive your new placard in the mail.
Thank you for your patience.

2

1. Click **Sign Agreement** at top right of screen.
2. DMV displays a confirmation of your renewal request.

You're done!